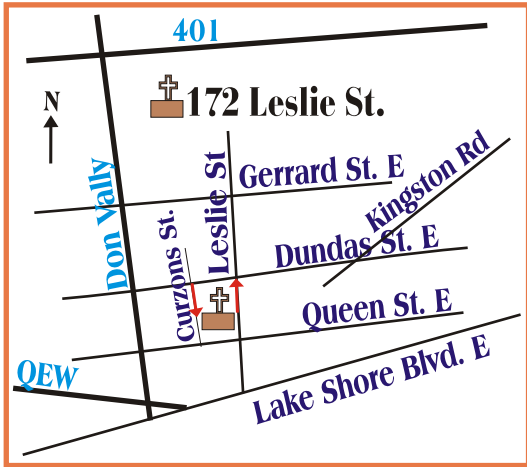


# Directions to St Joseph & Our Lady of Good Health Church



**DIRECTIONS FROM SCARBOROUGH (East End)** (From Don Valley Parkway & Lawrence) - 15 minutes drive

**1:** Merge onto DON VALLEY PKWY S. **2:** Take the LAKE SHORE BLVD. exit on the LEFT. **3:** Turn LEFT onto LAKE SHORE BLVD E. **4:** Turn LEFT onto LESLIE ST. **5:** End at 172 Leslie St

**DIRECTIONS FROM MISSISSAUGA OR BRAMPTON (West End)** (From Hwy 401 Eastbound) : 20-30 minutes drive

**1:** Take the HWY-401 E ramp toward TORONTO. **2:** Merge onto HWY-401

COLLECTORS E. **3:** Take the RTE-427 S / HWY-427 S exit toward Q.E.W. **4:** Merge onto PROVINCIAL ROUTE 427 S. **5:** Merge onto GARDINER EXPY E via the exit on the LEFT. **6:** GARDINER EXPY E becomes LAKE SHORE BLVD E / PROVINCIAL ROUTE 2 E. **7:** Turn LEFT onto LESLIE ST. **8:** End at 172 Leslie St

# Directions to St Joseph & Our Lady of Good Health Church



**DIRECTIONS FROM SCARBOROUGH (East End)** (From Don Valley Parkway & Lawrence) - 15 minutes drive

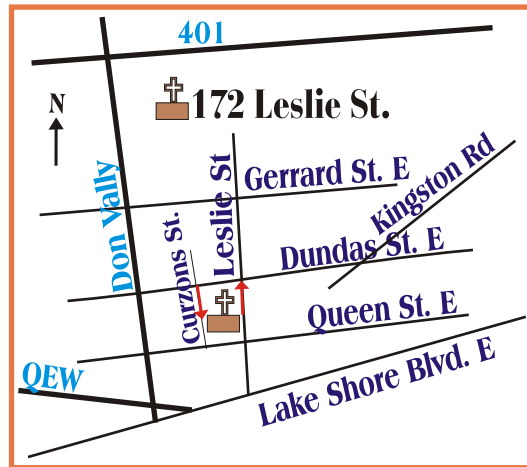
**1:** Merge onto DON VALLEY PKWY S. **2:** Take the LAKE SHORE BLVD. exit on the LEFT. **3:** Turn LEFT onto LAKE SHORE BLVD E. **4:** Turn LEFT onto LESLIE ST. **5:** End at 172 Leslie St

**DIRECTIONS FROM MISSISSAUGA OR BRAMPTON (West End)** (From Hwy 401 Eastbound) : 20-30 minutes drive

**1:** Take the HWY-401 E ramp toward TORONTO. **2:** Merge onto HWY-401

COLLECTORS E. **3:** Take the RTE-427 S / HWY-427 S exit toward Q.E.W. **4:** Merge onto PROVINCIAL ROUTE 427 S. **5:** Merge onto GARDINER EXPY E via the exit on the LEFT. **6:** GARDINER EXPY E becomes LAKE SHORE BLVD E / PROVINCIAL ROUTE 2 E. **7:** Turn LEFT onto LESLIE ST. **8:** End at 172 Leslie St

# Directions to St Joseph & Our Lady of Good Health Church



**DIRECTIONS FROM SCARBOROUGH (East End)** (From Don Valley Parkway & Lawrence) - 15 minutes drive

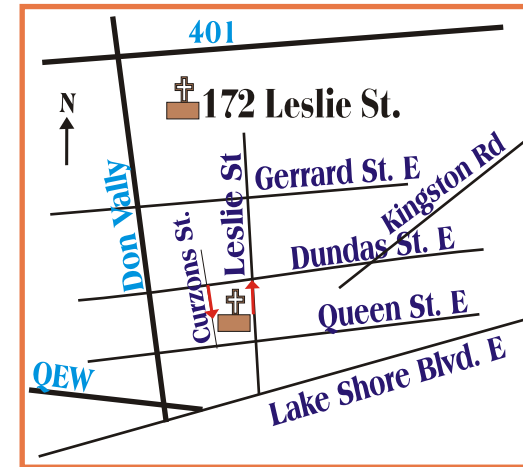
**1:** Merge onto DON VALLEY PKWY S. **2:** Take the LAKE SHORE BLVD. exit on the LEFT. **3:** Turn LEFT onto LAKE SHORE BLVD E. **4:** Turn LEFT onto LESLIE ST. **5:** End at 172 Leslie St

**DIRECTIONS FROM MISSISSAUGA OR BRAMPTON (West End)** (From Hwy 401 Eastbound) : 20-30 minutes drive

**1:** Take the HWY-401 E ramp toward TORONTO. **2:** Merge onto HWY-401

COLLECTORS E. **3:** Take the RTE-427 S / HWY-427 S exit toward Q.E.W. **4:** Merge onto PROVINCIAL ROUTE 427 S. **5:** Merge onto GARDINER EXPY E via the exit on the LEFT. **6:** GARDINER EXPY E becomes LAKE SHORE BLVD E / PROVINCIAL ROUTE 2 E. **7:** Turn LEFT onto LESLIE ST. **8:** End at 172 Leslie St

# Directions to St Joseph & Our Lady of Good Health Church



**DIRECTIONS FROM SCARBOROUGH (East End)** (From Don Valley Parkway & Lawrence) - 15 minutes drive

**1:** Merge onto DON VALLEY PKWY S. **2:** Take the LAKE SHORE BLVD. exit on the LEFT. **3:** Turn LEFT onto LAKE SHORE BLVD E. **4:** Turn LEFT onto LESLIE ST. **5:** End at 172 Leslie St

**DIRECTIONS FROM MISSISSAUGA OR BRAMPTON (West End)** (From Hwy 401 Eastbound) : 20-30 minutes drive

**1:** Take the HWY-401 E ramp toward TORONTO. **2:** Merge onto HWY-401

COLLECTORS E. **3:** Take the RTE-427 S / HWY-427 S exit toward Q.E.W. **4:** Merge onto PROVINCIAL ROUTE 427 S. **5:** Merge onto GARDINER EXPY E via the exit on the LEFT. **6:** GARDINER EXPY E becomes LAKE SHORE BLVD E / PROVINCIAL ROUTE 2 E. **7:** Turn LEFT onto LESLIE ST. **8:** End at 172 Leslie St